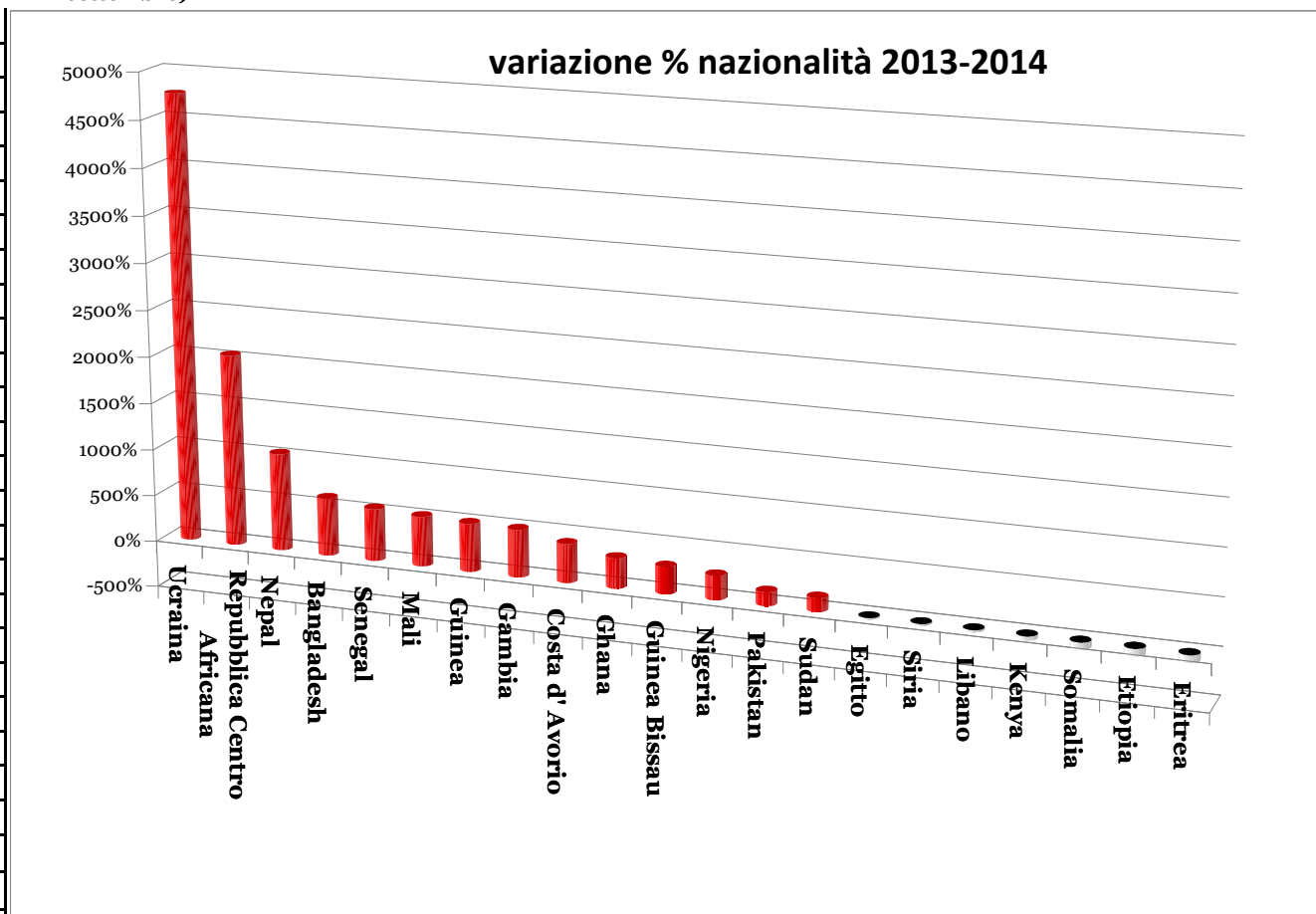


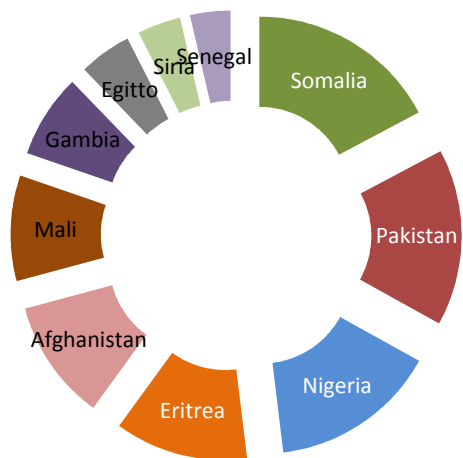
Situazione richiedenti asilo (agosto 2013 - settembre 2014)

	ago-13	set-13	ott-13	nov-13	dic-13	gen-14	feb-14	mar-14	apr-14	mag-14	giu-14	lug-14	ago-14	set-14	TOTALI
richiedenti	2.522	2.599	3.391	3.135	2.262	3.481	3.263	3.955	4.298	5.467	4.682	5.673	5.857	8.318	58.903

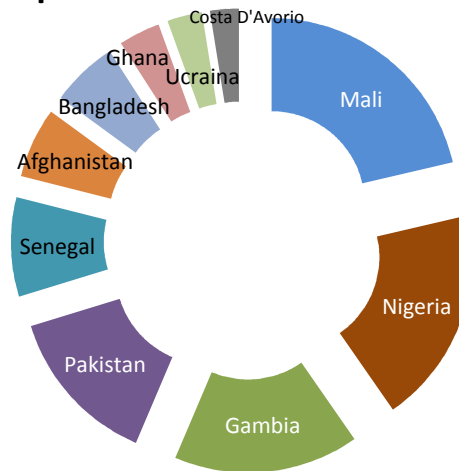
	gen-13 sett-13	gen-14 sett-14	variazione % 2013-2014 (gennaio- settembre)
Totale	17.387	44.040	153%
Somalia	2.196	624	-72%
Pakistan	2.063	5.070	146%
Nigeria	1.909	6.815	257%
Eritrea	1.550	367	-76%
Afghanistan	1.371	2.162	58%
Mali	1.223	7.735	532%
Gambia	956	5.809	508%
Egitto	622	519	-17%
Siria	487	405	-17%
Senegal	472	3.094	556%
Tunisia	371	322	-13%
Iraq	366	622	70%
Turchia	360	311	-14%
Ghana	308	1.298	321%
Bangladesh	298	2.132	615%
Iran	253	299	18%
Etiopia	248	59	-76%
Marocco	225	240	7%
Costa D'Avorio	175	899	414%
Bosnia - Erz.	142	132	-7%
Palestina	120	158	32%
Guinea	109	669	514%
Algeria	103	70	-32%
Ucraina	23	1.120	4770%
Guinea - Bissau	71	276	289%



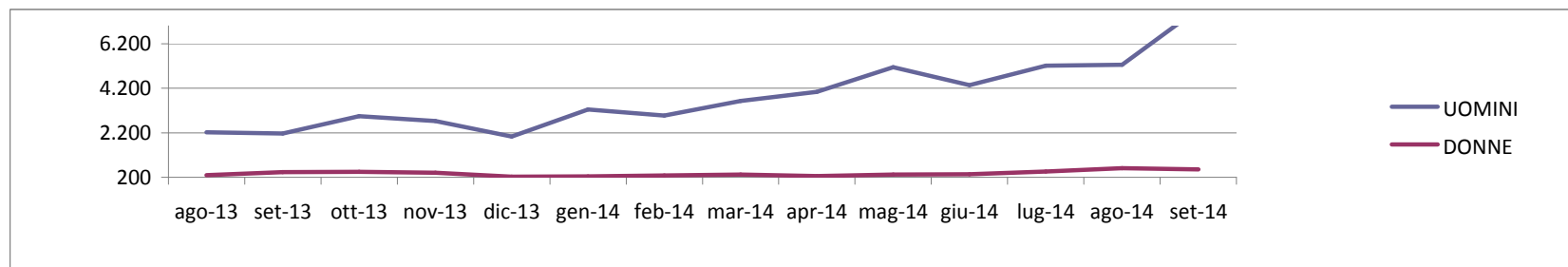
principali nazionalità 2013



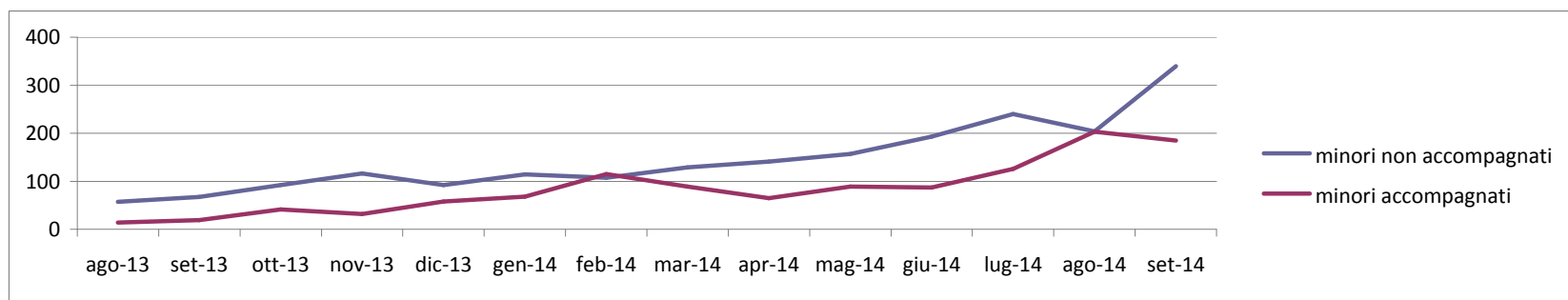
principali nazionalità 2014



	ago-13	set-13	ott-13	nov-13	dic-13	gen-14	feb-14	mar-14	apr-14	mag-14	giu-14	lug-14	ago-14	set-14	TOTALI
UOMINI	2.220	2.171	2.947	2.731	2.028	3.244	2.975	3.626	4.041	5.148	4.343	5.213	5.251	7.760	53.698
DONNE	302	428	444	404	234	237	288	329	257	319	339	460	606	558	5.205



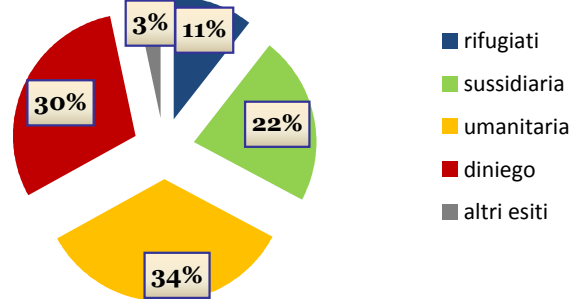
	ago-13	set-13	ott-13	nov-13	dic-13	gen-14	feb-14	mar-14	apr-14	mag-14	giu-14	lug-14	ago-14	set-14	TOTALI
minori non accompagnati	57	67	92	116	92	114	107	129	141	157	193	240	204	340	2.049
minori accompagnati	14	19	41	32	58	68	115	89	65	89	87	126	203	185	1.191



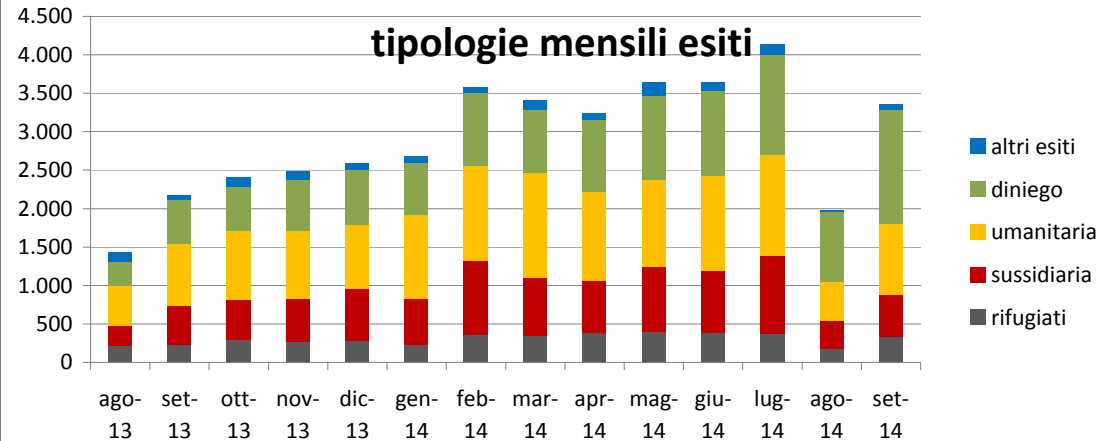
Esiti richieste d'asilo

	ago-13	set-13	ott-13	nov-13	dic-13	gen-14	feb-14	mar-14	apr-14	mag-14	giu-14	lug-14	ago-14	set-14	TOTALI
rifugiati	215	234	293	270	282	235	356	348	393	400	382	376	181	323	4.288
sussidiaria	257	507	514	557	672	589	966	754	667	843	808	1.009	354	558	9.055
umanitaria	530	801	907	890	845	1.093	1.234	1.365	1.154	1.140	1.236	1.313	517	924	13.949
diniego	306	574	566	654	703	673	955	823	945	1.082	1.109	1.301	903	1.487	12.081
altri esiti	127	53	131	119	85	87	72	120	87	172	109	136	17	66	1.381
totale esaminati	1.435	2.169	2.411	2.490	2.587	2.677	3.583	3.410	3.246	3.637	3.644	4.135	1.972	3.358	40.754

percentuali annuali esiti



tipologie mensili esiti



richiedenti esaminati

