
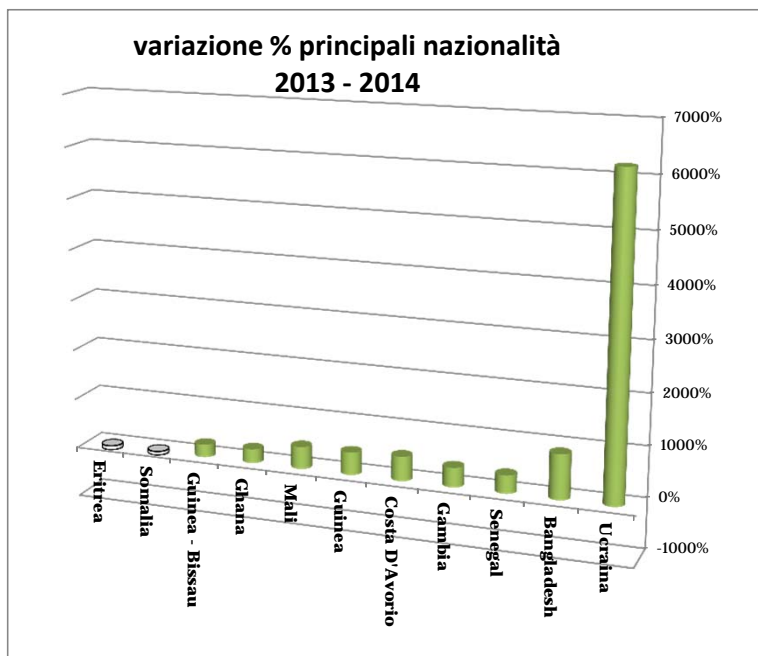
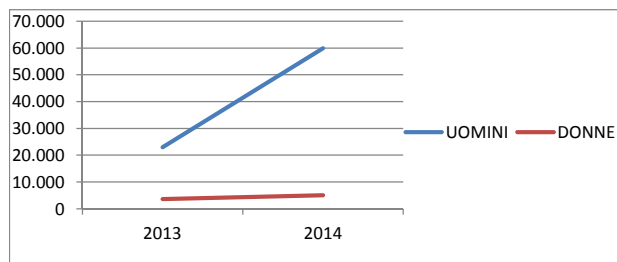


### Dati asilo 2013 - 2014

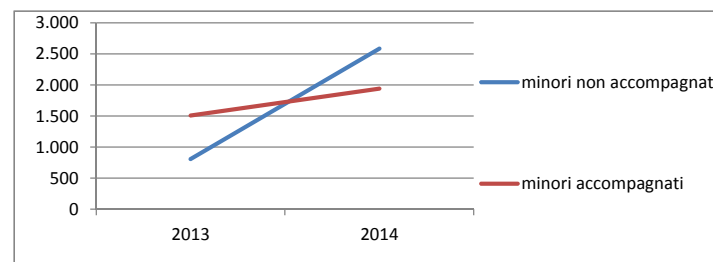
	2014	2013	variazione %
<b>Totale richiedenti</b>	<b>64.886</b>	<b>26.620</b>	<b>144%</b>
<b>Nigeria</b>	<b>10.138</b>	<b>3.519</b>	<b>188%</b>
<b>Mali</b>	<b>9.771</b>	<b>1.806</b>	<b>441%</b>
<b>Gambia</b>	<b>8.556</b>	<b>1.760</b>	<b>386%</b>
<b>Pakistan</b>	<b>7.191</b>	<b>3.232</b>	<b>122%</b>
<b>Senegal</b>	<b>4.678</b>	<b>1.021</b>	<b>358%</b>
<b>Bangladesh</b>	<b>4.582</b>	<b>464</b>	<b>888%</b>
<b>Afghanistan</b>	<b>3.180</b>	<b>2.056</b>	<b>55%</b>
<b>Ghana</b>	<b>2.178</b>	<b>577</b>	<b>277%</b>
<b>Ucraina</b>	<b>2.149</b>	<b>34</b>	<b>6221%</b>
<b>Costa D'Avorio</b>	<b>1.511</b>	<b>259</b>	<b>483%</b>
<b>Guinea</b>	<b>935</b>	<b>171</b>	<b>447%</b>
<b>Somalia</b>	<b>812</b>	<b>2.774</b>	<b>-71%</b>
<b>Iraq</b>	<b>802</b>	<b>553</b>	<b>45%</b>
<b>Egitto</b>	<b>671</b>	<b>907</b>	<b>-26%</b>
<b>Siria</b>	<b>505</b>	<b>635</b>	<b>-20%</b>
<b>Tunisia</b>	<b>484</b>	<b>509</b>	<b>-5%</b>
<b>Eritrea</b>	<b>480</b>	<b>2.109</b>	<b>-77%</b>
<b>Guinea - Bissau</b>	<b>415</b>	<b>117</b>	<b>255%</b>
<b>Turchia</b>	<b>413</b>	<b>495</b>	<b>-17%</b>
<b>Iran</b>	<b>394</b>	<b>396</b>	<b>-1%</b>
<b>Altri</b>	<b>5.041</b>	<b>3.226</b>	<b>56%</b>



	2013	2014
<b>UOMINI</b>	22.966	59.870
<b>DONNE</b>	3.654	5.016



	2013	2014
<b>minori non accompagnati</b>	805	2.584
<b>minori accompagnati</b>	1.508	1.942



### Esiti richieste d'asilo

	2013	2013%	2014	2014%
<b>rifugiati</b>	3.078	13%	3649	10%
<b>sussidiaria</b>	5.564	24%	8121	22%
<b>umanitaria</b>	5.750	24%	10091	28%
<b>diniego</b>	6.765	29%	13.327	37%
<b>altri esiti</b>	2.477	10%	1.142	3%
<b>totale esaminati*</b>	23.634	100%	36.330	100%

\*esaminati nell'anno, indipendentemente dalla data di richiesta asilo

