

# Asylum decisions in the EU

## EU granted protection to almost 300 000 asylum seekers in 2019


27% of the beneficiaries were Syrians

In 2019, the **European Union of 27 Member States** (EU) granted protection status to 295 800 asylum seekers. Compared to 2018 (316 200), total number of persons granted protection status was down by 6%. In addition, the EU received 21 200 resettled refugees in 2019. This information is issued by Eurostat, the statistical office of the European Union.

The total number of asylum seekers granted protection in the **EU** in 2019 comprised of 141 100 grants of refugee status (48% of all positive decisions), 82 100 grants of subsidiary protection (28%) and 72 700 grants of humanitarian protection (25%).

The largest group of beneficiaries of protection status in the **EU** in 2019 remained **Syrians** (78 600 or 27% of the total number of persons granted protection status in the EU), followed by **Afghans** (40 000 or 14%) and **Venezuelans** (37 500 or 13%). The number of Venezuelans rose by nearly 40 times in 2019 compared with 2018, when almost 1 000 Venezuelans were granted protection status in the EU.

Among the **Syrians** granted protection status in the **EU**, 71% were recorded in Germany (56 100). For the **Afghans** the highest share 41% was also recorded in Germany (16 200). Nearly all grants of protection status to **Venezuelans** were recorded in Spain (35 300), 94% of EU total.



'Other' refers to other citizenships not presented in the graph.

### 39% of all positive decisions in the EU granted in Germany

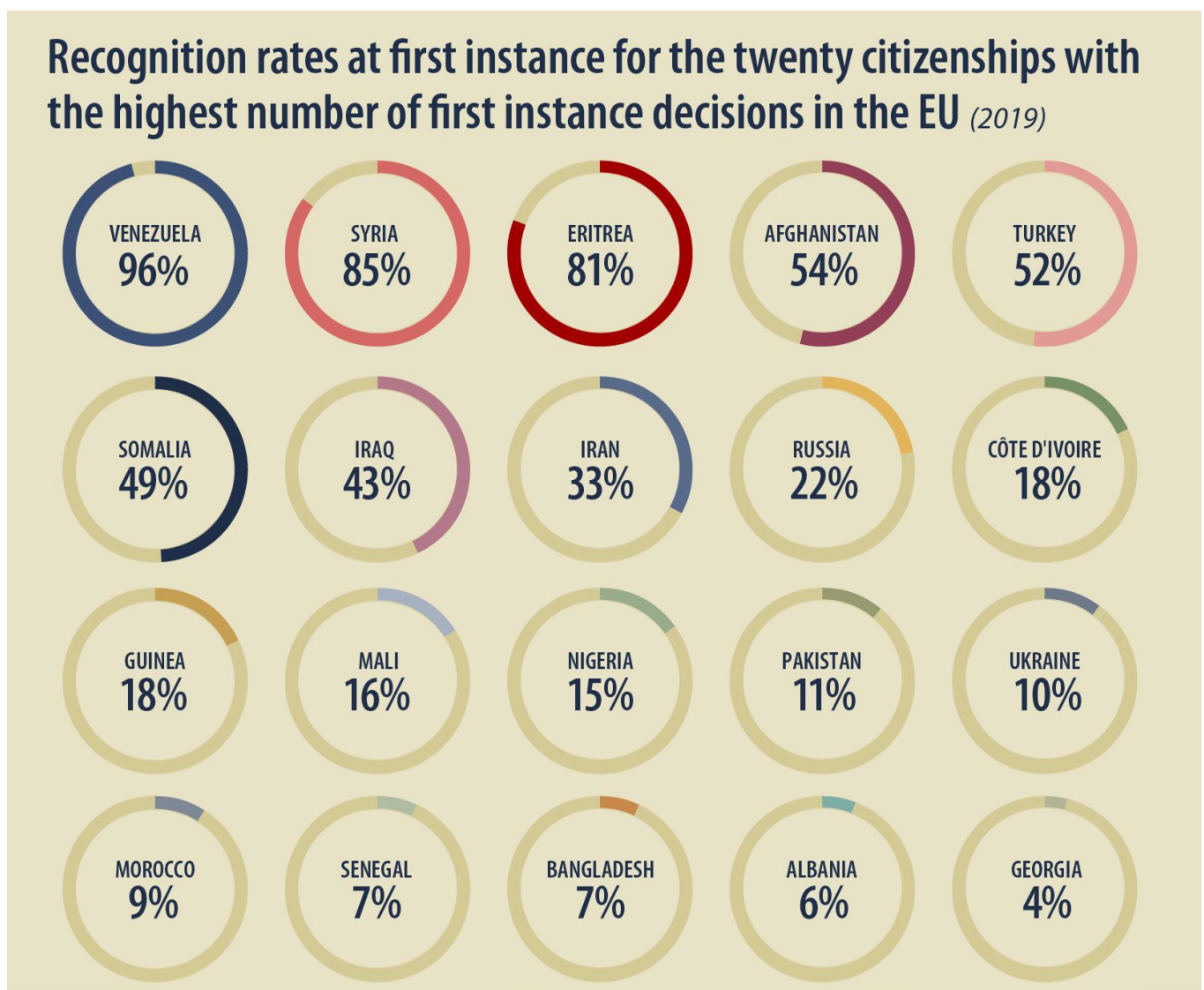
In 2019, the highest number of persons granted protection status was registered in **Germany** (116 200 or 39% of all positive decisions), ahead of **France** (42 100 or 14%), **Spain** (38 500 or 13%) and **Italy** (31 000 or 10%). These four Member States counted together over three quarters of all positive decisions issued in the EU.

### 38% of asylum decisions at the first instance made in the EU resulted in protection status

In 2019, 540 800 first instance decisions on asylum applications were made in the **EU** Member States and a further 293 200 final decisions following an appeal. Decisions made at the first instance resulted in 206 000 persons being granted protection status, while a further 89 800 received protection status on appeal.

The recognition rate, i.e. the share of positive decisions among the total number of decisions, was 38% for first instance decisions in the **EU**. For final decisions on appeal, the recognition rate was 31%.

The outcomes of decisions on asylum applications, and therefore the recognition rate, vary between countries of citizenship of asylum applicants. Among the twenty main citizenships of asylum applicants on which decisions were taken at first instance in 2019, recognition rates in the **EU** ranged from 4% for citizens of **Georgia** to 96% for **Venezuelans**, 85% for **Syrians** and 81% for **Eritreans**.



The recognition rate is the share of positive decisions among the total number of decisions at first instance.

[ec.europa.eu/eurostat](https://ec.europa.eu/eurostat)

### Geographical information

The **European Union** (EU27) includes Belgium, Bulgaria, Czechia, Denmark, Germany, Estonia, Ireland, Greece, Spain, France, Croatia, Italy, Cyprus, Latvia, Lithuania, Luxembourg, Hungary, Malta, the Netherlands, Austria, Poland, Portugal, Romania, Slovenia, Slovakia, Finland and Sweden.

The United Kingdom left the European Union on 31 January 2020. Information on dissemination of European statistics from 1 February 2020 is published on the [Eurostat website](https://ec.europa.eu/eurostat).

## Methods and definitions

Data on asylum decisions presented in this news release are provided to Eurostat by Ministries of the Interior or Justice, or immigration agencies, of the Member States. These data are supplied by Member States according to the provisions of Article 4 of the Regulation (EC) 862/2007 of 11 July 2007 on Community statistics on migration and international protection.

A **decision on an asylum application** means a decision on an application for international protection as defined in Art.2(h) of Council Directive 2011/95/EC, irrespective of whether the application was lodged on arrival at border, or from inside the country, and irrespective of whether the person entered the territory legally (e.g. as a tourist) or illegally.

**First instance decision** means a decision made in response to an asylum application at the first instance level of the asylum procedure.

**Final decision on appeal** means a decision granted at the final instance of administrative/judicial asylum procedure and which results from the appeal lodged by the asylum seeker rejected in the preceding stage of the procedure. As the asylum procedures and the numbers/levels of decision making bodies differ between Member States, the true final instance may be, according to the national legislation and administrative procedures, a decision of the highest national court. However, the applied methodology defines that 'final decisions' should refer to what is effectively a 'final decision' in the vast majority of all cases: i.e. that all normal routes of appeal have been exhausted.

**Protection status** includes three different categories of protection:

**Person granted refugee status** means a person covered by a decision granting refugee status, taken by administrative or judicial bodies during the reference period. Refugee status means status as defined in Art.2(e) of Directive 2011/95/EC within the meaning of Art.1 of the Geneva Convention relating to the Status of Refugees of 28 July 1951, as amended by the New York Protocol of 31 January 1967. According to the Art.2(d) of that Directive refugee means a third country national who, owing to a well-founded fear of being persecuted for reasons of race, religion, nationality, political opinion or membership of a particular social group, is outside the country of nationality and is unable or, owing to such fear, is unwilling to avail himself or herself of the protection of that country, or a stateless person, who, being outside of the country of former habitual residence for the same reasons as mentioned above, is unable or, owing to such fear, unwilling to return to it.

**Person granted subsidiary protection status** means a person covered by a decision granting subsidiary protection status, taken by administrative or judicial bodies during the reference period. Subsidiary protection status means status as defined in Art.2(g) of Directive 2011/95/EC. According to the Art.2(f) of that Directive person eligible for subsidiary protection means a third country national or a stateless person who does not qualify as a refugee but in respect of whom substantial grounds have been shown for believing that the person concerned, if returned to his or her country of citizenship, or in the case of a stateless person, to his or her country of former habitual residence, would face a real risk of suffering serious harm and is unable, or, owing to such risk, unwilling to avail himself or herself of the protection of that country.

**Person granted authorisation to stay for humanitarian reasons** means a person covered by a decision granting authorisation to stay for humanitarian reasons under national law concerning international protection, taken by administrative or judicial bodies during the reference period. It includes persons who are not eligible for international protection as currently defined in the first stage legal instruments, but are nonetheless protected against removal under the obligations that are imposed on all Member States by international refugee or human rights instruments or on the basis of principles flowing from such instruments. Examples of such categories include persons who are not removable on ill health grounds and unaccompanied minors.

In addition, **resettled refugees** means persons who have been granted an authorisation to reside in a Member State within the framework of a national or Community resettlement scheme. Resettlement means the transfer of third-country nationals or stateless persons, on a request from UNHCR, based on their need for international protection and a durable solution, to a Member State where they are permitted to reside with a secure legal status. Data relate to resettled persons who have actually arrived into the territory of the Member State. Resettled refugees are not included in the data on decisions on asylum applications.

A **stateless person** is someone who is not recognized as a citizen of any state.

## For more information

Eurostat [database](#) on asylum and managed migration.

Eurostat [metadata](#) on decisions on applications and resettlement.

Eurostat [Statistics Explained](#) article on asylum annual data.

Eurostat [news release 48/2020](#) of 20 March 2020 on asylum applicants in 2019.

European Statistics [Code of Practice](#).

### Eurostat press office:


Ana Maria MAROLA  
Tel: +352-4301-33 408  
[eurostat-pressoffice@ec.europa.eu](mailto:eurostat-pressoffice@ec.europa.eu)

### Production of data:

Gabor KURZ  
Tel: +352 4301-32859  
[gabor.kurz@ec.europa.eu](mailto:gabor.kurz@ec.europa.eu)

 **Media requests:** [eurostat-mediasupport@ec.europa.eu](mailto:eurostat-mediasupport@ec.europa.eu) / Tel: +352-4301-33 408

 [@EU Eurostat](#)

 [EurostatStatistics](#)

 [ec.europa.eu/eurostat/](http://ec.europa.eu/eurostat/)

## Positive decisions on asylum applications in 2019

	Positive decisions*					Resettled refugees
	Total number		Of which:			
	Number	Per million of population***	Refugee status	Subsidiary protection	Humanitarian reasons	
<b>EU**</b>	295 785	660	141 055	82 070	72 660	21 245
<b>Belgium</b>	6 940	605	5 885	1 055	-	240
<b>Bulgaria</b>	885	125	320	565	-	65
<b>Czechia</b>	155	15	60	85	5	0
<b>Denmark</b>	1 785	305	770	660	355	0
<b>Germany</b>	116 230	1 400	58 330	37 745	20 155	4 890
<b>Estonia</b>	45	35	40	5	0	5
<b>Ireland</b>	1 550	315	945	165	435	785
<b>Greece</b>	18 600	1 735	13 810	4 150	640	0
<b>Spain</b>	38 525	820	1 650	1 540	35 335	:
<b>France</b>	42 120	630	26 695	15 425	-	5 600
<b>Croatia</b>	60	15	60	0	0	100
<b>Italy</b>	31 010	515	11 015	10 710	9 285	1 355
<b>Cyprus</b>	1 315	1 500	165	1 150	0	:
<b>Latvia</b>	55	30	40	15	-	0
<b>Lithuania</b>	90	30	80	15	0	:
<b>Luxembourg</b>	670	1 090	635	35	-	35
<b>Hungary</b>	60	5	20	30	5	0
<b>Malta</b>	435	880	55	360	15	0
<b>Netherlands</b>	5 845	340	2 810	2 355	680	1 875
<b>Austria</b>	13 730	1 550	9 970	2 340	1 415	0
<b>Poland</b>	275	5	135	140	5	0
<b>Portugal</b>	170	15	60	115	-	375
<b>Romania</b>	635	35	340	295	0	75
<b>Slovenia</b>	100	50	100	5	-	0
<b>Slovakia</b>	40	5	5	20	15	0
<b>Finland</b>	2 705	490	1 945	425	335	890
<b>Sweden</b>	11 765	1 150	5 115	2 675	3 975	4 955
<b>United Kingdom</b>	25 950	390	21 815	2 020	2 120	5 610
<b>Iceland</b>	380	1 065	110	245	30	75
<b>Liechtenstein</b>	15	390	5	5	5	0
<b>Norway</b>	2 005	375	1 730	70	205	2 795
<b>Switzerland</b>	11 045	1 295	5 550	1 000	4 495	1 000

Data are rounded to the nearest five. Parts may not add up to totals due to rounding.

: Not available

- Not applicable

\* First instance and final decisions on appeal.

\*\* EU27 represents the European Union of 27 Member States after 1 February 2020.

\*\*\* Refers to the resident population on 1 January 2019.

The source dataset can be found [migr\\_asydcfst](#) for first instance decisions and [migr\\_asydcfina](#) for final decisions.

### Three main citizenships granted protection status in the EU, 2019

	First			Second			Third		
	Citizens of	number	%*	Citizens of	number	%*	Citizens of	number	%*
<b>EU**</b>	<b>Syria</b>	<b>78 575</b>	<b>27</b>	<b>Afghanistan</b>	<b>40 030</b>	<b>14</b>	<b>Venezuela</b>	<b>37 490</b>	<b>13</b>
<b>Belgium</b>	Syria	1 420	20	Afghanistan	760	11	Turkey	695	10
<b>Bulgaria</b>	Syria	615	70	Iraq	95	11	Afghanistan	60	7
<b>Czechia</b>	Russia	25	18	Syria	20	14	Ukraine	15	10
<b>Denmark</b>	Eritrea	715	40	Syria	485	27	Stateless***	225	13
<b>Germany</b>	Syria	56 085	48	Afghanistan	16 240	14	Iraq	10 835	9
<b>Estonia</b>	Turkey	15	37	Russia	10	26	Ukraine	5	9
<b>Ireland</b>	Zimbabwe	180	12	Pakistan	175	11	Albania	110	7
<b>Greece</b>	Syria	6 600	35	Afghanistan	4 210	23	Iraq	3 030	16
<b>Spain</b>	Venezuela	35 275	92	Syria	1 110	3	El Salvador	270	1
<b>France</b>	Afghanistan	7 160	17	Sudan	3 650	9	Syria	2 875	7
<b>Croatia</b>	Syria	30	53	Iraq	10	15	Iran	5	10
<b>Italy</b>	Nigeria	5 870	19	Pakistan	3 455	11	Bangladesh	2 230	7
<b>Cyprus</b>	Syria	1 115	85	Palestine	60	5	Somalia	40	3
<b>Latvia</b>	Russia	25	47	Turkey	5	9	Azerbaijan	5	9
<b>Lithuania</b>	Tajikistan	20	22	Syria	20	20	Turkey	15	18
<b>Luxembourg</b>	Syria	265	40	Eritrea	180	27	Afghanistan	55	8
<b>Hungary</b>	Iran	20	30	Afghanistan	10	17	Pakistan	5	12
<b>Malta</b>	Syria	285	66	Libya	75	17	Eritrea	25	6
<b>Netherlands</b>	Syria	1 920	33	Turkey	975	17	Eritrea	595	10
<b>Austria</b>	Afghanistan	5 900	43	Syria	2 885	21	Somalia	955	7
<b>Poland</b>	Russia	85	31	Turkey	50	18	Tajikistan	30	10
<b>Portugal</b>	Syria	85	50	Ukraine	15	8	Eritrea	15	8
<b>Romania</b>	Syria	310	49	Iraq	80	13	Somalia	55	9
<b>Slovenia</b>	Turkey	35	36	Syria	15	17	Iran	10	12
<b>Slovakia</b>	Afghanistan	20	46	Pakistan	5	10	Iran	5	8
<b>Finland</b>	Iraq	860	32	Afghanistan	495	18	Turkey	405	15
<b>Sweden</b>	Afghanistan	3 590	31	Syria	2 150	18	Eritrea	785	7
<b>United Kingdom</b>	Iran	4 225	16	Sudan	2 515	10	Iraq	2 395	9
<b>Iceland</b>	Venezuela	155	41	Iraq	60	15	Afghanistan	25	7
<b>Liechtenstein</b>	Democratic Republic of the Congo	5	33	Iran	5	27	-	-	-
<b>Norway</b>	Turkey	780	39	Syria	455	23	Eritrea	190	9
<b>Switzerland</b>	Eritrea	3 600	33	Syria	1 915	17	Afghanistan	1 785	16

Data are rounded to the nearest five. Parts may not add up to totals due to rounding.

- No calculations made if rounded number of decisions is zero.

\* Persons with this citizenship granted protection status as a percentage of the total number of persons granted protection in this country.

\*\* EU27 represents the European Union of 27 Member States after 1 February 2020.

\*\*\* A stateless person is someone who is not recognized as a citizen of any state.

The source dataset can be found [migr\\_asycdfsta](#) for first instance decisions and [migr\\_asycdfina](#) for final decisions.

### Recognition rates, 2019

	First instance decisions				Final decisions on appeal			
	Total number	Positive	Rate of recognition*		Total number	Positive	Rate of recognition*	
			Total (%)	Refugee & subsidiary protection status (%)			Total (%)	Refugee & subsidiary protection status (%)
<b>EU**</b>	<b>540 810</b>	<b>206 015</b>	<b>38</b>	<b>30</b>	<b>293 175</b>	<b>89 770</b>	<b>31</b>	<b>21</b>
<b>Belgium</b>	17 170	6 530	38	38	5 245	410	8	8
<b>Bulgaria</b>	1 250	400	32	32	1 615	480	30	30
<b>Czechia</b>	1 390	135	10	9	415	20	4	4
<b>Denmark</b>	3 030	1 575	52	40	1 310	210	16	16
<b>Germany</b>	154 175	70 320	46	42	131 050	45 910	35	24
<b>Estonia</b>	90	45	49	49	45	0	0	0
<b>Ireland</b>	1 870	975	52	38	1 180	575	49	34
<b>Greece</b>	32 700	17 350	53	53	12 315	1 245	10	5
<b>Spain</b>	58 035	38 420	66	5	830	105	13	1
<b>France</b>	113 890	28 140	25	25	66 450	13 980	21	21
<b>Croatia</b>	320	55	18	18	25	5	12	12
<b>Italy</b>	93 485	18 375	20	18	35 500	12 635	36	13
<b>Cyprus</b>	3 275	1 300	40	40	770	15	2	2
<b>Latvia</b>	150	35	22	22	75	20	27	27
<b>Lithuania</b>	325	90	28	28	0	0	0	0
<b>Luxembourg</b>	1 180	670	57	57	170	0	1	1
<b>Hungary</b>	710	60	8	7	0	0	-	-
<b>Malta</b>	1 040	405	39	38	520	30	5	5
<b>Netherlands</b>	12 940	4 845	37	33	2 080	1 000	48	42
<b>Austria</b>	13 890	7 425	53	48	11 320	6 305	56	50
<b>Poland</b>	1 995	265	13	13	840	10	1	1
<b>Portugal</b>	745	170	23	23	550	0	0	0
<b>Romania</b>	1 315	585	44	44	215	50	24	24
<b>Slovenia</b>	215	85	40	40	110	15	16	16
<b>Slovakia</b>	90	35	39	24	30	5	13	9
<b>Finland</b>	4 845	1 665	34	31	1 115	1 040	93	78
<b>Sweden</b>	20 700	6 055	29	27	19 400	5 710	29	11
<b>United Kingdom</b>	28 460	15 000	53	49	15 605	10 950	70	64
<b>Iceland</b>	710	305	43	42	350	75	21	15
<b>Liechtenstein</b>	35	15	45	33	10	0	0	0
<b>Norway</b>	2 455	1 790	73	69	1 120	210	19	9
<b>Switzerland</b>	12 315	10 790	88	52	2 970	255	9	6

Data are rounded to the nearest five. Parts may not add up to totals due to rounding.

- Not applicable

\* Rate of recognition is the share of positive decisions (first instance or final on appeal) in the total number of decisions at the given stage. In this calculation, the exact number of decisions has been used instead of the rounded numbers presented in this table. Rates of recognition for humanitarian status are not shown in this table, but are part of the total recognition rate.

\*\* EU27 represents the European Union of 27 Member States after 1 February 2020.

The source dataset can be found [migr\\_asycdfsta](#) for first instance decisions and [migr\\_asycdfina](#) for final decisions.